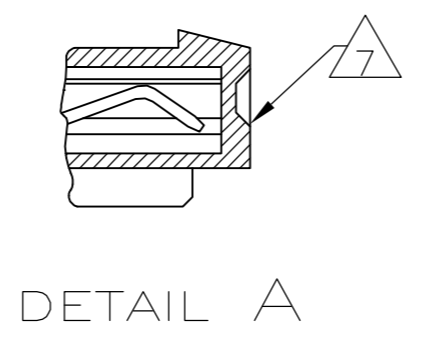
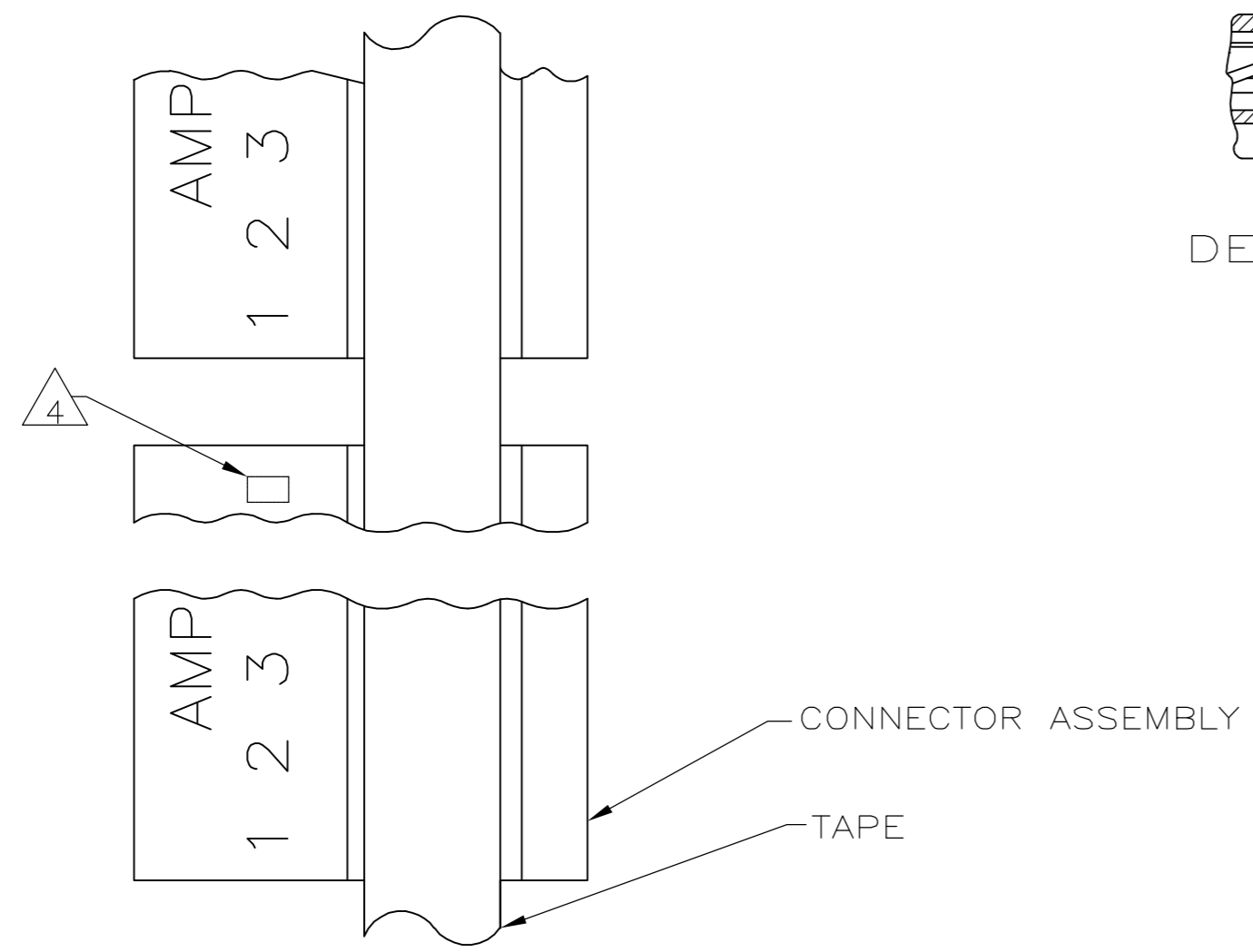
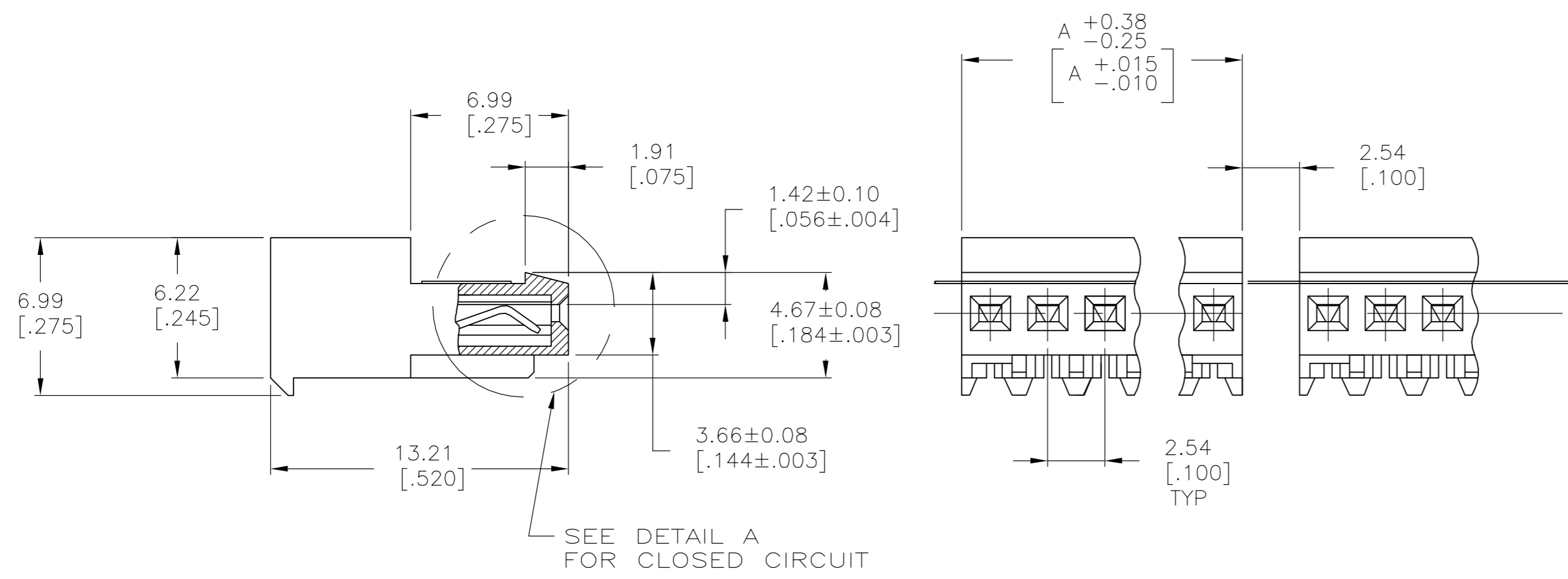


THIS DRAWING IS UNPUBLISHED. RELEASED FOR PUBLICATION
 © COPYRIGHT BY TYCO ELECTRONICS CORPORATION. ALL RIGHTS RESERVED.

LOC		DIST		REVISIONS			
P	LTR	DESCRIPTION		DATE	DWN	APVD	
	D	REVISED PER ECO-07-003755		28FEB07	KW	DB	



- 1 MATERIAL: CONNECTOR - NYLON UL94V-2 (ORANGE).
 CONTACTS - 0.30[.012] THICK COPPER ALLOY MATTE WHISKER MITIGATED TIN
 0.00203[.000080] MIN THICKNESS OVER NICKEL UNDERPLATE OR BRIGHT TIN-LEAD 93/7 0.00203[.000080] MIN THICKNESS. SEE FINISH COLUMN FOR PLATING TYPE.
- 2. CONTACTS ACCEPT 28 AWG WIRE WITH 1.52[.060] MAX INSULATION DIAMETER.
- 3. CONTACTS MUST ACCEPT 0.64±0.03[.025±.001] POST AND REMAIN LOCKED IN POSITION.
- 4 IDENTIFICATION NUMBER FOR LAST CIRCUIT MAY NOT APPEAR ON ALL ASSEMBLIES.
- 5. DIMENSIONS IN BRACKETS ARE IN INCHES.
- 6. HOUSING FEATURES ARE: CLOSED END WITH LOCKING RAMP.
- 7 DETAIL A SHOWS CIRCUIT NO. 5 & 7 MOLDED CLOSED.



FINISH	DIM A	NO. OF CIRCUITS	PART NO.
TIN	22.86 [.900]	9	3-644482-9
TIN-LEAD	22.86 [.900]	9	644482-9

THIS DRAWING IS A CONTROLLED DOCUMENT.

DWN B. LEWIS 22APR91	Tyco Electronics Corporation Harrisburg, Pa 17105-3608				
CHK R. SWING 22APR91					
APVD M. MILLER 22APR91					
PRODUCT SPEC 108-1050					
APPLICATION SPEC 114-1019	NAME				
MATERIAL	WEIGHT	SIZE A2	CAGE CODE 00779	DRAWING NO. C=644482	RESTRICTED TO
CUSTOMER DRAWING		SCALE 5:1	SHEET 1 OF 1	REV D	

